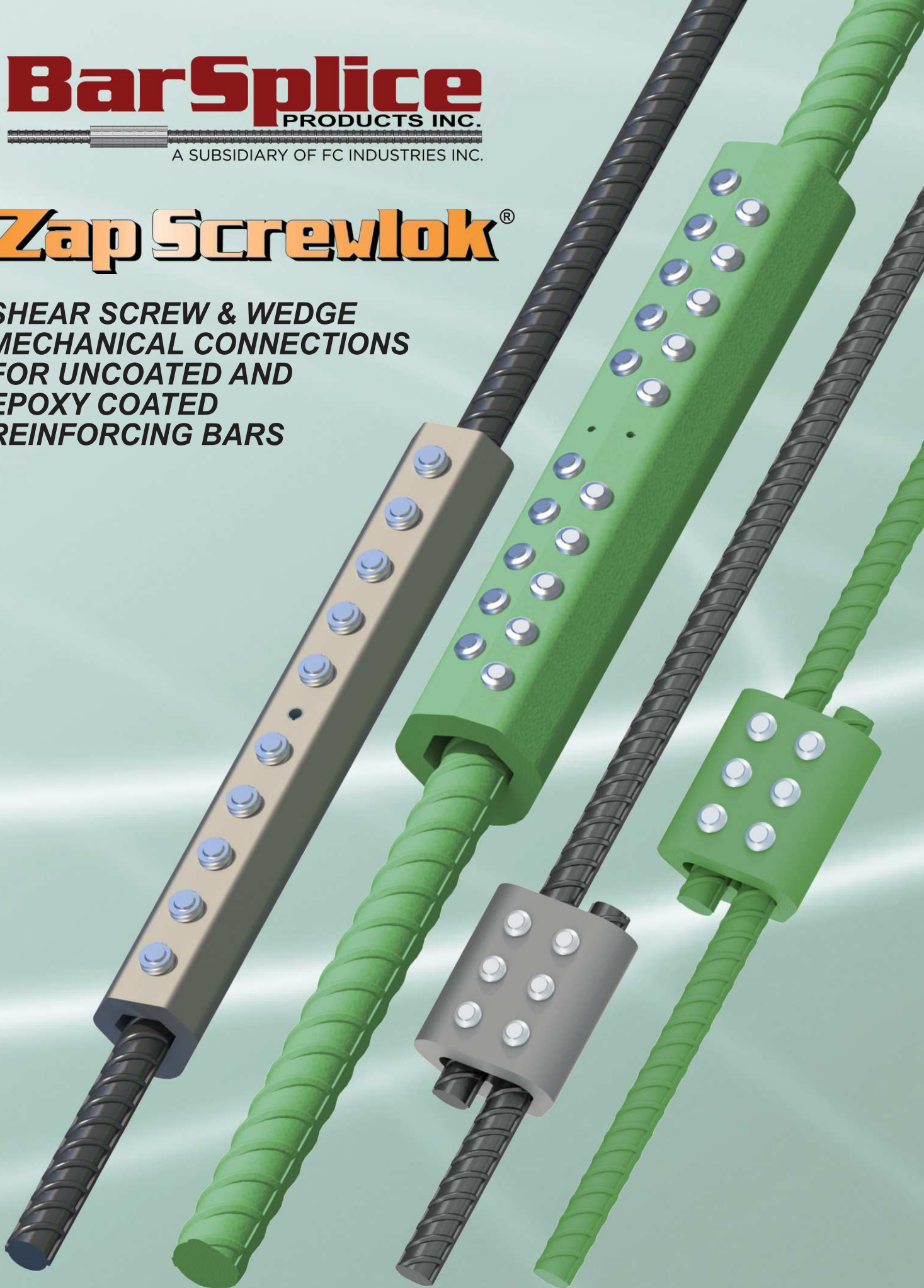


Zap Screwlok®

**SHEAR SCREW & WEDGE
MECHANICAL CONNECTIONS
FOR UNCOATED AND
EPOXY COATED
REINFORCING BARS**




Zap Screwlok®

SHEAR SCREW & WEDGE MECHANICAL CONNECTIONS FOR REINFORCING BAR

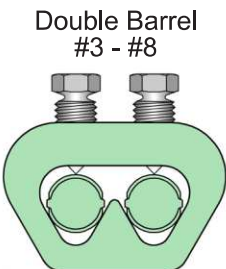
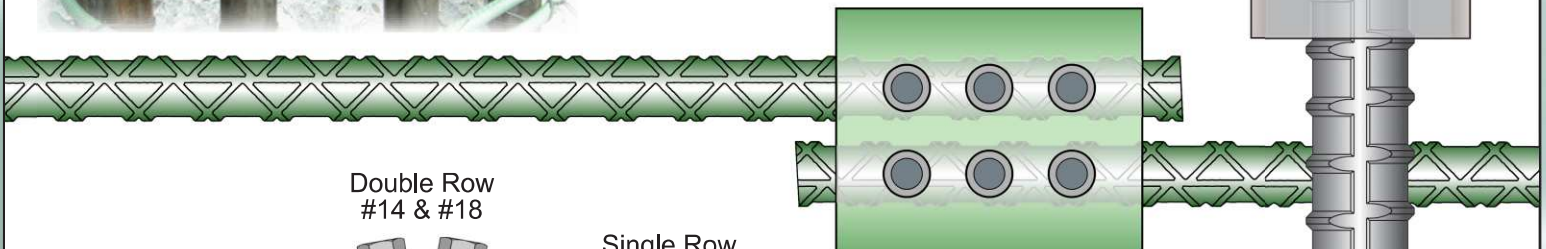
APPLICATIONS

- ✓ Retrofit or repair existing structures
- ✓ Eliminate expensive rebar-welds
- ✓ Extend deck steel to widen bridges
- ✓ Highway patch and repair projects
- ✓ Connect bars across closure pours
- ✓ Reinforced concrete piles and columns
- ✓ High rise buildings
- ✓ Safety related structures

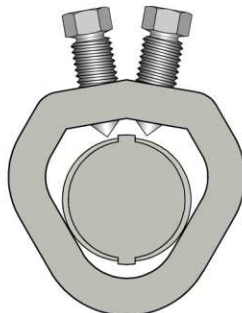


SIMPLE INSTALLATION

Depending upon the size, assemble manually with socket wrench or for quickest installation, use a standard air impact wrench. By following the instructions supplied with your order, tighten the screws, from each end to the center, until the heads twist off at a prescribed value. The force from the screws causes the rebar deformations to interlock within the coupler wedge. The screws embed themselves into the rebar surface. This dual mechanical action results in a full positive connection that transfers the tension and/or compression force from one bar to the other.




Double Barrel
#3 - #8



Double Row
#14 & #18



Single Row
#3 - #11



Force from the screws causes rebar deformations to interlock within the coupler wedge, while at the same time, the screws embed themselves into the rebar. When the proper torque is reached, the heads TWIST OFF.

CONVENIENT FIELD SPLICE OPTIONS FOR YOUR PROJECTS

ZAP SCREWLOK TYPE 2 SERIES

SHEAR SCREW AND WEDGE MECHANICAL SPLICE COUPLING SLEEVE

- **TYPE 2 FULL MECHANICAL SPLICE** – ACI 318-14 Section 18 (ACI 318-11 Section 21) and 2018 International Building Code. Exceeds specified tensile strength (f_u) ASTM A615 and A706 Grade 60 uncoated and epoxy coated deformed bars.
- **ICC ES EVALUATION REPORT ESR-3517**
- **NUCLEAR SAFETY RELATED SPLICE** – ASME Section III, Division 2 Boiler & Pressure Vessel Code Case N-791 (Shear Screw and Sleeve Splice). Exceeds ASTM A615 Grade 60 tensile strength of 90,000 psi.
- **SEISMIC LOADING** – Withstands plastic strain excursions to 5 x rebar yield strain value and stress reversals in accordance with ICC Acceptance Criteria AC-133.
- **NEW CONSTRUCTION, RENOVATION OR REPAIR** – Suited for butt-splicing of reinforcing bars new-to-new or new-to-old. Tested with Grades 30, 33, 40 and 50 (square bar, round bar and threaded rod) to 125% x f_y .
- **GRADE 75 BARS*** – Exceeds 125% x specified yield (f_y) uncoated ASTM A615 Grade 75 and capable of developing 100,000 psi, the specified tensile strength of Grade 75.
- **CALTRANS "SERVICE" APPROVED** – Meets slip test CT670 & capable of exceeding 80,000 psi, the specified tensile strength of uncoated deformed bars ASTM A706. (Not classified as Caltrans "Ultimate")
- **AASHTO AND DOT PROJECTS** – Exceeds 125% x specified yield (f_y) per AASHTO LRFD Bridge Design Specifications. Capacity to exceed 135% x f_y and 100% x f_u Grade 60 bars.
- **MASONRY APPLICATIONS** – Exceeds 125% x specified yield (f_y) per ACI 530 / TMS 402.
- **EPOXY AND GALVANIZED APPLICATIONS** – Available with ether epoxy or hot dip galvanized coating for butt-splicing epoxy coated bars that comply with AASHTO specifications and ASTM A775 Grade 60, or galvanized bars per ASTM A767 Grade 60. Widely used on bridge decks, and parking garages susceptible to salt induced damage and other adverse conditions including wastewater treatment and chemical plants.
- **CYCLIC LOADING** – Qualified to DOT protocols including 100 cycles 5% f_y to 90% f_y in tension and 10,000 cycles stress reversal from 25,000 psi tension to 25,000 psi in compression.
- **FATIGUE STRENGTH** – Pre-qualified to '18 ksi' stress-range by testing for more than 1-million load cycles.
- **CONVENIENCE** – Field installed – No specialized installation equipment – No special bar end preparation or thread cutting – Easy visual inspection. For bar sizes #3 – #18 (Ø 10 – 57 mm).

*Zap Screwlok Type 2 series is not suitable for use with ASTM A1035 Grade 100/120 MMFX bars or "Dual-Certified" Grade 75/100, Grade 80/100 bars or any variation thereof. Contact BPI for Zap Screwlok 'FX' series.

ZAP SCREWLOK SL SERIES

SHEAR SCREW AND WEDGE MECHANICAL SPLICE COUPLING SLEEVE

- **FULL MECHANICAL SPLICE** – Per ACI 318-14 Section 25 (ACI 318-11 Section 12), develops in tension or compression, as required, at least 125% x specified yield (f_y) of the bar, ASTM A615 and A706 deformed Grade 60.
- **COMMERCIAL APPLICATIONS** – In accordance with Building Code Requirements for Structural Concrete, can be used in columns, beams, walls, mats, tanks, parking garages and condominiums.
- **MASONRY APPLICATIONS** – Exceeds 125% x specified yield (f_y) per ACI 530 / TMS 402.
- **SUPERIOR TO ALL TENSION LAP SPLICES** – Strength is independent of surrounding concrete and cover. Takes up less space than rebar lap. Replaces lap splice classes A, B or C.
- **COMPACT DESIGN** – Shorter than Type 2 series – fewer screws – faster installation time – ideal for hard to reach places – less room needed.
- **FOR STANDARD REINFORCING BARS** – ASTM A615, A706, A996 and equal deformed bars – capable of exceeding 125% x f_y Grades 40, 50 and 60 for epoxy coated bars, and 135% x f_y for uncoated bars.
- **EPOXY AND GALVANIZED APPLICATIONS** – Available with ether epoxy or hot dip galvanized coating for butt-splicing epoxy coated bars that comply with AASHTO specifications and ASTM A775 Grade 60, or galvanized bars per ASTM A767 Grade 60.
- **CONVENIENCE** – Field installed – No specialized installation equipment – No special bar end preparation or thread cutting – Easy visual inspection. For bar sizes #3 – #18 (Ø 10 – 57 mm).

ZAP SCREWLOK TRANSITIONS

SHEAR SCREW AND WEDGE MECHANICAL SPLICE COUPLING SLEEVE

- **FULL MECHANICAL SPLICE** – Capacity to exceed 125% x specified yield (f_y), 135% x f_y and 100% x specified tensile (f_u) of the smaller size ASTM A615 and A706 Grade 60 uncoated bar. Also exceeds 135% x f_y ASTM A775 epoxy and ASTM A767 galvanized Grade 60 bar.
- **PURPOSE** – For butt-splicing bars of different sizes, or for connecting bars of different configurations or shape.
- **APPLICATIONS** – Many vertical applications such as columns, walls, piers, caissons, parking garages, high rise buildings – or for connecting different types of reinforcing bars (i.e. smooth, square, threaded rod, etc) to standard rebar in retrofit or repair situations.
- **SIMPLE DESIGN** – One piece device with converging sides for wedging of different bar sizes – Made from seamless shaped tubing with no welds – Includes center stop.
- **TYPE 2 SPLICE** – ACI 318-14 Section 18 Seismic Design and International Building Code. Develops specified tensile strength of the *smaller* uncoated ASTM A615 and A706 bar.
- **SEISMIC LOADING** – Withstands plastic strain excursions to 5 x rebar yield strain value and stress reversals in accordance with ICC Acceptance Criteria AC-133.
- **CONVENIENCE** – Field installed – No specialized installation equipment – No special bar end preparation or thread cutting – Easy visual inspection.

Zap Screwlok®

ADDITIONAL SOLUTIONS
AND APPLICATIONS

ZAP STRUCTURAL CONNECTOR

SHEAR SCREW AND WEDGE WELDABLE CONNECTOR

- **STRENGTH RATING** – Has capacity to exceed a minimum joint strength of 75,000 psi measured in the rebar; equal to 125% x specified yield (f_y) Grade 60.
- **COMPATIBILITY** – For use with ASTM A615 and A706 Grade 60. Has capacity to exceed 125% x f_y in all cases.
- **VERSATILITY** – For attachment of reinforcing bars to plates, structural steel shapes or for creating headed anchorage. Shop or field weldable, before or after bar placement.
- **CERTIFIED LOW CARBON STEEL** – Meets low carbon chemistry AISI Grade 1018 and/or 1026. Mill certified analysis for each heat lot of steel available.
- **WELDING BEVELS** – For full penetration, provided for greater strength, convenience and quality assurance.
- **LESS WELD STRESS** – Compared to direct butt welds because outside diameter of structural connector is larger than the reinforcing bar, so the weld area is disposed over greater length.
- **DOT PROJECTS** – Capacity to exceed 125% x specified yield (f_y) and 135% x f_y for ASTM A615 and A706 Grade 60 uncoated deformed bars.
- **CONVENIENCE** – Field installed – No specialized installation equipment – No special bar end preparation or thread cutting – Easy visual inspection. For bar sizes #3 – #18 (\varnothing 10 – 57 mm).

DOUBLE BARREL ZAP SCREWLOK

SHEAR SCREW AND DOUBLE WEDGE MECHANICAL LAP SPLICE

- **MECHANICAL LAP SPLICE** – Per ACI 318-14 Section 25 (ACI 318-11 Section 12), in-air tests confirm ability to exceed 125% x f_y , 135% x f_y , and 100% x f_u , for ASTM A615 and A706 Grade 60 uncoated bar.
- **DOT PROJECTS and COATED BARS** – Exceeds 125% x f_y , Grade 60 epoxy coated ASTM A775 bar and galvanized ASTM A767 bar, with capacity to exceed 135% x f_y .
- **MASONRY APPLICATIONS** – Exceeds 125% x specified yield (f_y) per ACI 530 / TMS 402.
- **SUPERIOR TO ALL TENSION LAP SPLICES** – Eliminates hard-to-predict nature of lap splices – especially long epoxy bar laps – Positive connection instead of reliance on concrete – Used to widen bridges, make slab repairs, connect hoop bars and in piles to terminate spirals.
- **COMPACT DESIGN** – Shorter than mechanical butt-splices and significantly shorter than lap splices – less room needed – ideal for many repair applications and construction joints.
- **CONVENIENCE** – Field installed – No specialized installation equipment – No special bar end preparation or thread cutting – Easy visual inspection. For bar sizes #3 – #8 (\varnothing 10 – 25 mm).

DOUBLE BARREL ZAP TRANSITION

SHEAR SCREW AND DOUBLE WEDGE MECHANICAL LAP SPLICE

- **PERFORMANCE** – Exceeds 125% x specified yield (f_y), 135% x f_y and 100% x f_u , for ASTM A615 and A706 Grade 60 uncoated deformed bars, with capacity to exceed 135% x f_y for ASTM A775 and A767 Grade 60 bars.
- **PURPOSE** – For mechanical lap splicing bars of different sizes – or for connecting bars of different types such as old to new.
- **SIMPLE DESIGN** – One piece device with converging sides for splicing of different bar sizes – manufactured as ductile casting with no welds.
- **FOR ALL STANDARD REINFORCING BARS** – ASTM A615, ASTM A706, ASTM A767, ASTM A775 or ASTM A996 and equivalent deformed bars.
- **CONVENIENCE** – Field installed – No specialized installation equipment – No special bar end preparation or thread cutting – Easy visual inspection.

HOW TO SPECIFY ZAP SCREWLOK® SPLICES AND CONNECTORS

	By Name:	By Generic Description:
BAR-TO-BAR Mechanical butt splice	Zap Screwlok® Type 2 Series** or Zap Screwlok® SL Series** by Barsplice Products, Inc., Dayton OH	<i>Mechanical butt splices shall be the tension-compression shear screw and wedge coupling sleeve type, with smooth converging sides and cone-pointed hex-head screws, to develop a strength in the bar equal to [state strength requirement].</i>
BAR-TO-BAR Mechanical lap splice	Double Barrel Zap Screwlok®** by Barsplice Products, Inc., Dayton OH	<i>Mechanical lap splices shall be the shear screw & double wedge coupling sleeve type, with converging sides and cone-pointed hex-head screws opposite the wedges.</i>
BAR-TO-STRUCTURAL STEEL Structural Connector	Zap Screwlok® Structural Connectors** by Barsplice Products, Inc., Dayton OH	<i>Bar-to-structural steel connections shall be the shear screw and wedge weldable connector type with smooth converging sides, cone-pointed hex-head screws and weld bevels inclined 30-degrees to the rebar axis.</i>

** Include bar size(s), bar type, bar finish (uncoated or epoxy) and bar grade. Include statement: "Parts shall be manufactured to the quality requirements of ISO 9001."

Field splicing of reinforcing bars by the Zap Screwlok® method is most popular because of the systems simplicity, cost effectiveness and adaptability. Instructions provided with Zap Screwlok® splices and connectors explain step-by-step installation and safety information.

While the information contained in this document is believed to be accurate at the time of publication, BPI reserves the right to make changes, design modifications, corrections and other revisions as it sees fit, without notice. All products described herein are supplied in accordance with BPI's standard Terms and Conditions of Sale. This document is of a promotional nature only. Aspects of structural design, evaluation of product fitness for use, suitability or similar attributes are the responsibility of others.



DOWNLOAD THE FREE BARSPLICE APP
AND FOLLOW US ON SOCIAL MEDIA!



Barsplice Products, Inc., 4900 Webster Street, Dayton OH 45414, USA
Tel: (937) 275-8700 • Fax: (937) 275-9566 • E-mail: bar@barsplice.com

Copyright © 2019, Barsplice Products, Inc., "BPI". All rights reserved. www.barsplice.com

